

Wedding Preparation Checklist for Your Special Day

To legally marry, you must obtain a marriage license. Here's how:

- **Research Requirements:**

- Visit your county's Clerk of Court website or office.
- Check specific requirements like age, identification, and any waiting periods.

Step 1: Secure Your Marriage License

- **Documents to Bring:**

- Valid government-issued photo ID (driver's license, passport, or state ID).
- Proof of divorce or death certificate of previous spouse, if applicable.

- **Fees:**

- Marriage license fees vary by state and county. Confirm the amount and acceptable payment methods.

- **Processing Time:**

- Ensure you apply in time to meet any waiting periods before the wedding.

- **Submit Your Application:**

- Visit the Clerk's Office together to apply. Some counties allow online applications to start the process.

Here's what you need to prepare based on the package you choose:

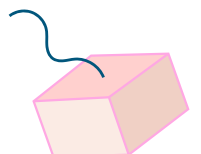
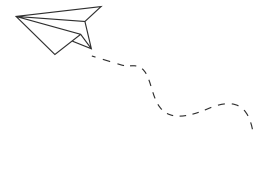

- **Package: "Married in Minutes" Elopement Ceremony**

- **Guest Count:** Up to 25 people (including the couple).
- **Witnesses:** Bring at least two witnesses to sign the marriage license.
- **Location:** Confirm your chosen location and communicate it with us.
- **Custom Vows:** Share the tone and style of your vows during your intake call.
- **Transportation:** Confirm travel logistics for you and your officiant.
- **License Filing:** Choose if you'd like us to file the license or file it yourself.

Step 2: Plan Your Wedding with Our Packages

- **Package: Full Wedding Ceremony**

- **Guest Count:** No limit specified. Discuss guest list details with us.
- **Witnesses:** At least two witnesses are required to sign the marriage license.
- **Rehearsal:** Book a rehearsal (+\$100) to ensure everything runs smoothly.
- **Optional Rituals:** Choose from Jumping the Broom, Sand Ceremony, or Handfasting (+\$25 each).
- **Decor:** Prepare wedding decor that aligns with your theme.
- **Photography:** Confirm if you'd like photos taken before, during, or after the ceremony.
- **Timeline:** Share your wedding day schedule to ensure everything stays on track.



Wedding Preparation Checklist for Your Special Day

Here's what you need to prepare based on the package you choose:

- **Package: "Sign & Go" Marriage License Signing**
- **Guest Count:** Couple and up to 4 witnesses.
- **Witnesses:** Bring at least two witnesses to sign the marriage license.
- **Location:** Provide your chosen location within our service area.
- **License Filing:** Choose if you'd like us to file the license or file it yourself.
- **Time Slot:** Confirm your preferred time for a quick and efficient ceremony.

Step 2: Plan Your Wedding with Our Packages

- **Package: "Vegas Style Drive-Thru Wedding"**
- **Documents:** Have your marriage license and IDs ready in hand.
- **Witnesses:** Bring at least two witnesses to sign the marriage license.
- **Vehicle:** Ensure your car is prepared for the quick ceremony setup.
- **License Filing:** Decide if you'd like us to file the license for you.

Step 3: Enhance Your Day with Add-Ons

- **Fresh Flowers:** Bouquets or centerpieces for added elegance.
- **Photography Services:** Engagement sessions, highlight reels, or keepsake albums.
- **Catering for Private Dinner:** Elegant table setups for intimate gatherings.
- **Photo Booth:** Unlimited prints and digital gallery access.
- **Toast Packages:** Champagne or sparkling beverage for your celebration.

Step 4: Prepare for the Big Day

- **Finalize the Details:**
- Confirm timelines, locations, and any special requests with us.
- **Pack Your Essentials:**
- Marriage license, IDs, and at least two witnesses (if not using office-provided witnesses).
- Rings, outfits, and any additional ceremony items (like sand for a Sand Ceremony).
- **Relax and Enjoy:**
- Trust us to handle your ceremony while you focus on celebrating your love.

Let us know if you need additional assistance or have questions about witnesses or other requirements!

